

**ADMINISTRAȚIA PUBLICĂ LOCALĂ  
MUNICIPIUL BAIA MARE**

DIRECȚIA ECONOMICĂ / DIRECȚIA CHELTUIELI  
SERVICIUL CONTABILITATE PUBLICĂ

Str. Gheorghe Șincai 37  
430311, Baia Mare, România  
Telefon: +40 262 213 824

Fax: +40 262 212 332  
Email: primar@baiamare.ro  
Siteweb: www.baiamare.ro

Nr. 4507, 03.02.2017


**Catre: Ministerul Finantelor Publice**

Directia Generala de Trezorerie si Datorie Publica  
Str. Apolodor Nr 17 Cod 050741  
Sector 5, Bucuresti

Alaturat va inaintam ANEXELE 3 privind SITUATIA finantarii rambursabila contractata direct, fara garantia statului sau garantata de unitatea administrativ-teritoriala la data 31.01.2017 conform OUG 64 / 2007 pentru urmatoarele contracte de credit:

- CREDIT BCR 2005
- CREDIT BCR 2009
- CREDIT CEC 2013
- SC VITAL SA BAI A MARE

p. Primar  
Viceprimar desemnat  
Marinel ROB



Director Economic  
Carmen Pop

## SITUATIA

privind finantarea rambursabila contractata direct, fara garantia statului  
sau garantata de unitatea administrativ-teritoriala la data de 31.01.2017

1. Nr. si data semnare contract/acord : 298/19.05.2005
2. Data intrare in vigoare : 19.05.2005
3. Nr. si data semnare act(e) aditional(e) la contract/acord: 298A /11.10.2005, 298B/ 29.12.2005, 298C/ 27.12.2006, 298D/23.11.2007.
4. Nr. si data semnare contract/acord de garantare : 298/19.05.2005
5. Data intrare in vigoare : 19.05.2005
6. Nr. si data semnare act(e) aditional(e) la contract/acord: -
7. Unitate administrativ-teritoriala imprumutat/garanta... PRIMARIA MUNICIPIULUI BAIA MARE
8. Adresa completa, telefon/fax, e-mail : Baia Mare, str. Gh. Sincai nr. 37, tel. 211001
9. Persoana imputernicita Rob Marinel – p. Primar Viceprimar desemnat  
CARMEN POP director general economic
10. Garantat PRIMARIA BAIA MARE
11. Finantator :... BANCA COMERCIALA ROMANA SA BAIA MARE
12. Destinatie rambursabila : FINANTAREA INVESTITIILOR PUBLICE DE INTERES LOCAL
13. Valoarea finantare( in valuta de contract )... 50.000.000 LEI RON
14. Durata finantare ( in luni , de la-pana la ) : 19.06.2005-15.01.2007, din care :  
perioada de gratie ..... 36 luni : din 19.06.2005 - 15.01.2007  
perioada de rambursare 180 luni : din 30.06.2008- 18.05.2023

## 15. Trageri/ utilizari din finantare:

| Tragere       |                                       | Plati catre contractori |                    |
|---------------|---------------------------------------|-------------------------|--------------------|
| Data tragerii | Suma trasa<br>(in valuta de contract) | Data platii             | Suma platita (lei) |
| 23.05.2005    | 1,300,000.00                          | 25.05.2005              | 1,300,000.00       |
| 09.06.2005    | 2,167,559.50                          | 10.06.2005              | 2,069,594.95       |
|               |                                       | 13.06.2005              | 97,154.55          |
|               |                                       | 14.06.2005              | 810.00             |
| 18.07.2005    | 1,093,486.79                          | 21.07.2005              | 1,093,486.79       |
| 02.08.2005    | 1,341,702.30                          | 03.08.2005              | 1,341,702.30       |
| 03.08.2005    | 17,405.72                             | 05.08.2005              | 17,405.72          |
| 08.08.2005    | 1,357,381.52                          | 09.08.2005              | 1,357,381.52       |
| 08.09.2005    | 2,333,535.91                          | 09.09.2005              | 545,229.73         |
|               |                                       | 12.09.2005              | 1,788,102.38       |
|               |                                       | 13.09.2005              | 203.80             |
| 19.09.2005    | 8,037,000.00                          | 21.09.2005              | 8,037,000.00       |
| 07.10.2005    | 2,341,995.28                          | 08.10.2005              | 2,341,995.28       |
| 18.10.2005    | 1,286,128.15                          | 19.10.2005              | 1,286,128.15       |
| 14.11.2005    | 1,339,859.46                          | 15.11.2005              | 1,339,859.46       |
| 17.11.2005    | 803,353.35                            | 18.11.2005              | 803,353.35         |
| 06.12.2005    | 690,657.86                            | 07.12.2005              | 690,657.86         |

|            |               |            |               |
|------------|---------------|------------|---------------|
| 14.12.2005 | 1,219,981.69  | 15.12.2005 | 1,219,981.69  |
| 21.12.2005 | 278,805.21    | 22.12.2005 | 278,805.21    |
| 23.12.2005 | 131,484.25    | 23.12.2005 | 131,484.25    |
| 07.03.2006 | 758,987.38    | 07.03.2006 | 758,987.38    |
| 03.05.2006 | 255,984.08    | 04.05.2006 | 255,984.08    |
| 23.05.2006 | 90,162.71     | 24.05.2006 | 90,162.71     |
| 19.06.2006 | 1,000,797.84  | 20.06.2006 | 1,000,797.84  |
| 03.07.2006 | 372,038.45    | 04.07.2006 | 372,038.45    |
| 20.07.2006 | 980,894.32    | 21.07.2006 | 980,894.32    |
| 03.08.2006 | 453,898.31    | 04.08.2006 | 453,898.31    |
| 22.08.2006 | 1,385,974.89  | 23.08.2006 | 1,385,974.89  |
| 11.09.2006 | 1,053,677.51  | 12.09.2006 | 1,053,677.51  |
| 19.09.2006 | 1,057,659.09  | 20.09.2006 | 1,057,659.09  |
| 22.09.2006 | 1,290,569.63  | 25.09.2006 | 1,290,569.63  |
| 12.10.2006 | 1,315,946.97  | 13.10.2006 | 1,315,946.97  |
| 25.10.2006 | 510,670.60    | 25.10.2006 | 510,670.60    |
| 10.11.2006 | 1,488,950.13  | 11.11.2006 | 1,488,950.13  |
| 23.11.2006 | 341,632.33    | 24.11.2006 | 341,632.33    |
| 24.11.2006 | 230,408.82    | 27.11.2006 | 230,408.82    |
| 30.11.2006 | 613,221.58    | 04.12.2006 | 613,221.58    |
| 18.12.2006 | 55,228.44     | 19.12.2006 | 55,228.44     |
| 20.02.2007 | 205,483.42    | 21.02.2007 | 205,483.42    |
| 06.03.2007 | 288,923.36    | 07.03.2007 | 288,923.36    |
| 03.04.2007 | 111,653.83    | 04.04.2007 | 111,653.83    |
| 20.04.2007 | 219,468.48    | 20.04.2007 | 219,468.48    |
| 17.05.2007 | 402,608.13    | 18.05.2007 | 402,608.13    |
| 25.05.2007 | 661,858.26    | 28.05.2007 | 661,858.26    |
| 08.06.2007 | 1,243,459.34  | 11.06.2007 | 1,243,459.34  |
| 13.07.2007 | 904,784.86    | 16.07.2007 | 904,784.86    |
| 20.07.2007 | 545,412.55    | 23.07.2007 | 545,412.55    |
| 22.08.2007 | 484,964.20    | 23.08.2007 | 484,964.20    |
| 22.08.2007 | 316,293.07    | 23.08.2007 | 316,293.07    |
| 24.09.2007 | 471,470.22    | 25.09.2007 | 471,470.22    |
| 26.10.2007 | 242,490.96    | 29.10.2007 | 242,490.96    |
| 06.11.2007 | 768,326.26    | 08.11.2007 | 768,326.26    |
| 09.11.2007 | 1,075,262.99  | 12.11.2007 | 1,075,262.99  |
| 23.11.2007 | 809,982.29    | 26.11.2007 | 809,982.29    |
| 14.12.2007 | 1,532,040.85  | 18.12.2007 | 1,532,040.85  |
| 23.12.2007 | 718,476.86    | 20.12.2007 | 718,476.86    |
| TOTAL      | 50,000,000.00 |            | 50,000,000.00 |

|   |                               |                            |  |
|---|-------------------------------|----------------------------|--|
| 16. Estimari trageri/utilizari din finantare: |                               |                            |  |
| Perioada                                      | Estimare suma trasa(in valuta | Estimare suma platita(lei) |  |
| trimestrul.... anul...                        |                               |                            |  |
| Total   |                               |                            |  |

17. Plati efectuate la scadenta ( cumulata ):

| Rate de capital |         |         | Dobanzi    |          |         | Comisioane |          |         |
|-----------------|---------|---------|------------|----------|---------|------------|----------|---------|
| Data            | Valoare | Procent | Data       | Valoarea | Procent | Data       | Valoarea | Procent |
|                 |         |         | 0          | 0.00     |         | 23.05.2005 | 4,722.30 |         |
|                 |         |         | 07.06.2005 | 3,367.00 |         | 30.06.2005 | 7,611.06 |         |

|                   |                  |  |                   |                     |  |                   |                  |  |
|-------------------|------------------|--|-------------------|---------------------|--|-------------------|------------------|--|
|                   |                  |  | 06.07.2005        | 24,946.39           |  | 25.07.2005        | 3,851.80         |  |
|                   |                  |  | 07.08.2005        | 35,340.02           |  | 31.08.2005        | 9,446.80         |  |
|                   |                  |  | 06.09.2005        | 61,902.37           |  | 30.09.2005        | 36,296.88        |  |
|                   |                  |  | 07.10.2005        | 106,643.32          |  | 07.10.2005        | 12,759.70        |  |
|                   |                  |  | 07.11.2005        | 180,510.84          |  | 07.11.2005        | 7,571.84         |  |
|                   |                  |  | 07.12.2005        | 174,351.73          |  | 07.12.2010        | 8,279.90         |  |
|                   |                  |  | <u>total 2005</u> | <u>587,061.67</u>   |  | <u>total 2005</u> | <u>90,540.28</u> |  |
|                   |                  |  | 07.01.2006        | 139,700.41          |  | 07.01.2006        | 0.00             |  |
|                   |                  |  | 03.02.2006        | 145,386.48          |  | 03.02.2006        | 9.00             |  |
|                   |                  |  | 06.03.2006        | 139,827.23          |  | 06.03.2006        | 2,690.06         |  |
|                   |                  |  | 05.04.2006        | 196,307.36          |  | 30.04.2006        | -354.20          |  |
|                   |                  |  | 04.05.2006        | 191,126.00          |  | 31.05.2006        | 1,263.24         |  |
|                   |                  |  | 05.06.2006        | 201,691.84          |  | 30.06.2006        | 3,527.98         |  |
|                   |                  |  | 05.07.2006        | 204,002.85          |  | 31.07.2006        | 4,795.67         |  |
|                   |                  |  | 03.08.2006        | 227,121.76          |  | 31.08.2006        | 4,850.22         |  |
|                   |                  |  | 06.09.2006        | 255,385.60          |  | 30.09.2006        | 13,595.70        |  |
|                   |                  |  | 05.10.2006        | 305,037.13          |  | 31.10.2006        | 6,444.44         |  |
|                   |                  |  | 03.11.2006        | 353,261.50          |  | 30.11.2006        | 7,300.76         |  |
|                   |                  |  | 03.12.2006        | 357,961.63          |  | 31.12.2006        | 2,380.31         |  |
|                   |                  |  | <u>total 2006</u> | <u>2,716,809.79</u> |  | <u>total 2006</u> | <u>46,503.18</u> |  |
|                   |                  |  | 05.01.2007        | 359,370.88          |  | 31.01.2007        | 11.25            |  |
|                   |                  |  | 05.02.2007        | 359,188.47          |  | 28.02.2007        | 751.18           |  |
|                   |                  |  | 02.03.2007        | 312,874.54          |  | 31.03.2007        | 1,045.31         |  |
|                   |                  |  | 03.04.2007        | 301,447.79          |  | 30.04.2007        | 1,214.29         |  |
|                   |                  |  | 07.05.2007        | 326,729.63          |  | 31.05.2007        | 3,785.36         |  |
|                   |                  |  | 08.06.2007        | 343,094.91          |  | 30.06.2007        | 4,361.61         |  |
|                   |                  |  | 04.07.2007        | 349,192.62          |  | 31.07.2007        | 3,224.60         |  |
|                   |                  |  | 03.08.2007        | 369,937.74          |  | 31.08.2007        | 4,770.96         |  |
|                   |                  |  | 05.09.2007        | 364,034.36          |  | 30.09.2007        | 1,686.57         |  |
|                   |                  |  | 04.10.2007        | 324,420.54          |  | 31.10.2007        | 885.23           |  |
|                   |                  |  | 05.11.2007        | 338,311.69          |  | 30.11.2007        | 9,367.07         |  |
|                   |                  |  | 07.12.2007        | 347,767.84          |  | 31.12.2007        | 7,938.01         |  |
|                   |                  |  | <u>total 2007</u> | <u>4,096,371.01</u> |  | <u>total 2007</u> | <u>39,041.44</u> |  |
|                   |                  |  | 07.01.2008        | 396,355.67          |  | 23.01.2008        | -31.54           |  |
|                   |                  |  | 08.02.2008        | 404,937.50          |  | 23.02.2008        | 6.56             |  |
|                   |                  |  | 10.03.2008        | 393,597.22          |  | 23.03.2008        | 7.34             |  |
|                   |                  |  | 07.04.2008        | 469,736.11          |  | 23.04.2008        | 5.20             |  |
|                   |                  |  | 07.05.2008        | 454,583.33          |  | 23.05.2008        | 11.83            |  |
| 30.06.2008        | 275,000          |  | 06.06.2008        | 502,986.11          |  | 27.06.2009        | 36.49            |  |
| 31.07.2008        | 275,000          |  | 07.07.2008        | 565,313.01          |  | 28.07.2008        | 5.49             |  |
| 29.08.2008        | 275,000          |  | 07.08.2008        | 580,946.78          |  | 27.08.2008        | 9.20             |  |
| 30.09.2008        | 275,000          |  | 08.09.2008        | 576,538.84          |  | 24.09.2008        | 16.66            |  |
| 31.10.2008        | 275,000          |  | 07.10.2008        | 552,705.91          |  | 24.10.2008        | 12.26            |  |
| 28.11.2008        | 275,000          |  | 07.11.2008        | 567,938.37          |  | 25.11.2008        | 16.07            |  |
| 30.12.2008        | 275,000          |  | 08.12.2008        | 591,226.59          |  | 29.12.2008        | 23.78            |  |
| <u>total 2008</u> | <u>1,925,000</u> |  | <u>total 2009</u> | <u>6,056,865.44</u> |  | <u>total 2008</u> | <u>119.34</u>    |  |
| 30.01.2009        | 275,000          |  | 07.01.2009        | 734,926.16          |  | 23.01.2009        | 29.39            |  |
| 27.02.2009        | 275,000          |  | 01.02.2009        | 730,610.49          |  | 23.02.2009        | 26.62            |  |
| 31.03.2009        | 275,000          |  | 07.03.2009        | 647,595.95          |  | 23.03.2009        | 28.64            |  |
| 30.04.2009        | 275,000          |  | 07.04.2009        | 679,012.08          |  | 23.04.2009        | 53.29            |  |
| 31.05.2009        | 275,000          |  | 07.05.2009        | 652,907.68          |  | 23.05.2009        | 34.04            |  |
| 30.06.2009        | 275,000          |  | 07.06.2009        | 647,053.03          |  | 23.06.2009        | 33.87            |  |
| 31.07.2009        | 275,000          |  | 07.07.2009        | 567,488.17          |  | 23.07.2009        | 61.35            |  |
| 31.08.2009        | 275,000          |  | 07.08.2009        | 582,954.35          |  | 23.08.2009        | 52.61            |  |
| 30.09.2009        | 275,000          |  | 07.09.2009        | 540817.87           |  | 23.09.2009        | 12.38            |  |
| 30.10.2009        | 275,000          |  | 07.10.2009        | 429,227.76          |  | 30.10.2009        | -112.92          |  |

|                      |                   |  |                   |                      |  |                   |                   |
|----------------------|-------------------|--|-------------------|----------------------|--|-------------------|-------------------|
| 30.11.2009           | 275,000           |  | 06.11.2009        | 440,793.10           |  | 30.11.2009        | 26.25             |
| 31.12.2009           | 275,000           |  | 07.12.2009        | 437,063.99           |  | 23.12.2009        | 18.73             |
| <u>total 2009</u>    | <u>3,300,000</u>  |  | <u>total 2009</u> | <u>7,090,450.63</u>  |  | <u>total 2009</u> | <u>264.25</u>     |
| 29.01.2010           | 275,000           |  | 07.01.2010        | 485,593.41           |  | 25.01.2010.       | 10.00             |
| 26.02.2010           | 275,000           |  | 05.02.2010        | 482,437.33           |  | 23.02.2010        | 24.46             |
| 31.03.2010           | 275,000           |  | 05.03.2010        | 414,707.69           |  | 23.03.2010        | 19.00             |
| 30.04.2010           | 275,000           |  | 07.04.2010        | 382,273.00           |  | 23.04.2010        | 21.65             |
| 31.05.2010           | 275,000           |  | 07.05.2010        | 367,638.31           |  | 25.05.2010        | 43.94             |
| 30.06.2010           | 275,000           |  | 07.06.2010        | 352,858.83           |  | 23.06.2010        | 37.96             |
| 28.07.2010           | 275,000           |  | 07.07.2010        | 281,317.23           |  | 23.07.2010        | 14.71             |
| 31.08.2010           | 275,000           |  | 06.08.2010        | 288,854.11           |  | 24.08.2010        | 1.85              |
| 30.09.2010           | 275,000           |  | 07.09.2010        | 295,040.41           |  | 24.09.2010        | 7.81              |
| 31.10.2010           | 275,000           |  | 07.10.2010        | 302,572.13           |  | 25.10.2010        | 6.14              |
| 30.11.2010           | 275,000           |  | 05.11.2010        | 310,640.09           |  | 23.11.2010        | 13.17             |
| 31.12.2010           | 275,000           |  | 07.12.2010        | 297,356.17           |  | 23.12.2010        | 0.11              |
| <u>total 2010</u>    | <u>3,300,000</u>  |  | <u>total 2010</u> | <u>4,261,288.71</u>  |  | <u>total 2010</u> | <u>200.80</u>     |
| <u>total cum.</u>    | <u>8,525,000</u>  |  | <u>total cum.</u> | <u>24,808,847.25</u> |  | <u>total cum.</u> | <u>176,669.29</u> |
| 31.01.2011           | 275,000           |  | 07.01.2011        | 301,568.07           |  | 0                 | 0.00              |
| 28.02.2011           | 275,000           |  | 07.02.2011        | 299,581.27           |  | 23.02.2011        | 4.11              |
| 31.03.2011           | 275,000           |  | 07.03.2011        | 257,814.35           |  | 25.03.2011        | 7.80              |
| 30.04.2011           | 275,000           |  | 07.04.2011        | 239,234.33           |  | 23.04.2011        | 7.84              |
| 31.05.2011           | 275,000           |  | 06.05.2011        | 229,959.38           |  | 23.05.2011        | 9.12              |
| 30.06.2011           | 275,000           |  | 07.06.2011        | 242,776.21           |  | 23.06.2011        | 10.09             |
| 31.07.2011           | 275,000           |  | 07.07.2011        | 249,231.35           |  | 25.07.2011        | 10.21             |
| 31.08.2011           | 275,000           |  | 08.08.2011        | 255,774.39           |  | 23.08.2011        | 17.69             |
| 30.09.2011           | 275,000           |  | 07.09.2011        | 249,660.68           |  | 23.09.2011        | 11.92             |
| 31.10.2011           | 275,000           |  | 07.09.2011        | 229,705.13           |  | 24.10.2011        | 13.27             |
| 30.11.2011           | 275,000           |  | 07.11.2011        | 235,701.38           |  | 30.11.2011        | 16.10             |
| 31.12.2011           | 275,000           |  | 07.12.2011        | 234,655.65           |  | 29.12.2011        | 10.36             |
| <u>total 2011</u>    | <u>3,300,000</u>  |  |                   | <u>3,025,662.19</u>  |  |                   | <u>118.51</u>     |
| <u>Cumulat</u>       | <u>11,825,000</u> |  |                   | <u>27,834,509.44</u> |  |                   | <u>176,787.80</u> |
| 31.01.2012           | 275,000           |  | 09.01.2012        | 263,823.60           |  | 23.01.2012        | 16.33             |
| 29.02.2012           | 275,000           |  | 07.02.2012        | 261,936.26           |  | 23.02.2012        | 9.62              |
| 31.03.2012           | 275,000           |  | 07.03.2012        | 237,010.11           |  | 23.03.2012        | 12.22             |
| 30.04.2012           | 275,000           |  | 06.04.2012        | 230,628.66           |  | 24.04.2012        | 10.69             |
| 31.05.2012           | 275,000           |  | 07.05.2012        | 221,555.61           |  | 23.05.2012        | 12.00             |
| 30.06.2012           | 275,000           |  | 07.06.2012        | 218,643.73           |  | 28.06.2012        | 12.29             |
| 31.07.2012           | 275,000           |  | 06.07.2012        | 189,779.38           |  | 23.07.2012        | 14.86             |
| 31.08.2012           | 275,000           |  | 07.08.2012        | 194,641.11           |  | 23.08.2012        | 10.91             |
| 20.09.2012           | 275,000           |  | 07.09.2012        | 201,777.41           |  | 28.09.2012        | 43.23             |
| 30.10.2012           | 275,000           |  | 05.10.2012        | 213,996.71           |  | 24.10.2012        | -12.73            |
| 30.11.2012           | 275,000           |  | 29.11.2012        | 219,440.96           |  | 23.11.2012        | 10.27             |
| 31.12.2012           | 275,000           |  | 31.12.2012        | 213,398.17           |  | 23.12.2012        | 10.24             |
| <u>total 2012</u>    | <u>3,300,000</u>  |  |                   | <u>2,666,631.71</u>  |  |                   | <u>149.93</u>     |
| <u>Total cumulat</u> | <u>15,125,000</u> |  |                   | <u>30,501,141.15</u> |  |                   | <u>176,937.73</u> |
| 31.01.2013           | 275,000           |  | 31.01.2013        | 226,347.92           |  | 23.01.2013        | 20.00             |
| 28.02.2013           | 275,000           |  | 28.02.2013        | 224,576.61           |  | 23.02.2013        | 15.00             |
| 31.03.2013           | 275,000           |  | 29.03.2013        | 202,562.54           |  | 25.03.2013        | 23.00             |
| 30.04.2013           | 275,000           |  | 30.04.2013        | 209,256.86           |  | 23.04.2013        | 39.00             |
| 31.05.2013           | 275,000           |  | 31.05.2013        | 237,286.00           |  | 23.05.2013        | 28.00             |
| 30.06.2013           | 275,000           |  | 28.06.2013        | 209,415.76           |  | 23.06.2013        | 7.00              |
| 31.07.2013           | 275,000           |  | 31.07.2013        | 166,337.81           |  | 23.07.2013        | 25.00             |
| 31.08.2013           | 275,000           |  | 31.08.2013        | 170,472.56           |  | 23.08.2013        | 47.00             |
| 30.09.2013           | 275,000           |  | 30.09.2013        | 171,612.46           |  | 23.09.2013        | -6.00             |
| 31.10.2013           | 275,000           |  | 31.10.2013        | 170,678.98           |  | 23.10.2013        | 23.00             |



## 19. Plati de arierate:


| Rate de capital |          |         | Dobanzi     |          |         | Comisioane  |          |         |
|-----------------|----------|---------|-------------|----------|---------|-------------|----------|---------|
| Data scadentei  | Valoarea | Procent | Data platii | Valoarea | Procent | Data platii | Valoarea | Procent |
|                 |          |         |             |          |         |             |          |         |

## 20. Plăți aferente împrumutului garantat:

| Încasări comision la fondul de risc |                                 | Plăți efectuate de unitatea |                                 | Sume recuperate de la |                                 | Data la care s-au efectuat |
|-------------------------------------|---------------------------------|-----------------------------|---------------------------------|-----------------------|---------------------------------|----------------------------|
| Data încasării                      | Valoare (în valuta de contract) | Data plății                 | Valoare (în valuta de contract) | Data plății           | Valoare (în valuta de contract) |                            |
| ...                                 | Valoare                         | ...                         | ...                             | ...                   | ...                             | ...                        |
| Total cumulat                       | ...                             | Total cumulat               | ...                             | Total cumulat         | ...                             | X                          |

DATA 01.02.2017

P. PRIMAR  
Viceprimar desemnat  
Marinel ROB



DIRECTOR ECONOMIC  
Carmen POP

Intocmit  
Dunca Mihaela

## SITUATIA

privind finantarea rambursabila contractata direct, fara garantia statului, sau garantata de unitatea administrativ-teritoriala la data de 31.01.2017

1. Nr. si data semnare contract/acord: 74/04.11.2009
2. Data intrare in vigoare: 25.11.2009
3. Nr. si data semnare act(e) aditional(e) la contract/acord: - DM74A/07.12.2009; DM 74A/28.12.2010  
DM 74C/2011; DM 74D /30.11.2011; DM 74E/ 19.12.2011; DM 74F /20.04.2012, DM 74G / 17.12.2012
4. Nr. si data semnare contract/acord de garantare: DM 74 / 04.11.2009
5. Data intrare in vigoare: 04.11.2009
6. Nr. si data semnare act(e) aditional(e) la contract/acord: -
7. Unitatea administrativ-teritoriala imprumutata/garanta: Municipiul Baia Mare
8. Adresa completa, telefon/fax, e-mail: Baia Mare, str. Gheorghe Sincai nr. 37, tel 0262-213824, fax 0262-213261, 0262-212332
9. Persoana imputernicita: ROB MARINEL – p. Primar Viceprimar desemnat  
POP CARMEN director executiv
10. Garantat:
11. Finantator: Banca Comerciala Romana
12. Destinatia finantare rambursabila: Finantarea unor proiecte de investitii de interes public local
13. Valoare finantare (in valuta de contract): 49.622.465 - 38.143.946,72 = 11.478.518,28 lei
14. Durata finantare :  
- perioada de gratie: 24 luni, de la 04.11.2009 pana la 04.11.2011  
- perioada de rambursare :96 luni, de la 30.11.2011 pana la 30.11.2019
15. Trageri/Utilizari din finantare:

| Tragere       |                          | Plati catre contractori |                               |
|---------------|--------------------------|-------------------------|-------------------------------|
| Data tragerii | Suma trasa (in valuta de | Data platii             | Suma platita (echivalent lei) |
| 07.12.2009    | 2,232,916.72             | 09.12.2009              | 2,232,916.72                  |
| 18.12.2009    | 767,083.28               | 21.12.2009              | 767,083.28                    |
| total 2009    | 3,000,000.00             |                         | 3,000,000.00                  |
| 21.05.2010    | 759,038.54               | 26.05.2010              | 546,719.33                    |
|               |                          | 27.05.2010              | 212,319.21                    |
| 24.06.2010    | 1,418,804.86             | 28.06.2010              | 1,418,804.86                  |
| 27.07.2010    | 2,490,948.56             | 29.07.2010              | 2,490,948.56                  |
| 24.08.2010    | 1,078,596.48             | 26.08.2010              | 1,078,596.48                  |
| total 2010    | 5,747,388.44             |                         | 5,747,388.44                  |
| 16.05.2012    | 692,403.57               | 18.05.2012              | 692,403.57                    |
| 21.08.2012    | 531,020.52               | 23.08.2012              | 531,020.52                    |
| 02.11.2012    | 1,130,170.75             | 05.11.2012              | 1,130,170.75                  |
| total 2012    | 2,353,594.84             |                         | 2,353,594.84                  |
| Total         | 11,100,983.28            |                         | 11,100,983.28                 |

16. Estimari trageri/utilizari din finantare:

| Perioada | Estimare suma trasa-lei | Estimare suma platita |
|----------|-------------------------|-----------------------|
| Trim.    |                         |                       |
| Total    |                         |                       |



## 17. Plati efectuate la scadenta:

| Rate de capital   |                              |                         | Dobanzi           |                              |           | Comisioane        |                              |
|-------------------|------------------------------|-------------------------|-------------------|------------------------------|-----------|-------------------|------------------------------|
| Data scadentei    | Valoare ( de contract - lei) | % din valoare finantare | Data platii       | Valoare ( de contract - lei) | % aplicat | Data platii       | Valoare ( de contract - lei) |
|                   |                              |                         |                   |                              |           | 30.11.2009        | 77.60                        |
|                   |                              |                         |                   |                              |           | 18.12.2009        | 6,024.46                     |
|                   |                              |                         |                   |                              |           | <b>total 2009</b> | <b>6,102.06</b>              |
|                   |                              |                         | 15.01.2010        | 24,923.80                    |           | 23.01.2010        | 6.05                         |
|                   |                              |                         | 15.02.2010        | 36,425.00                    |           | 23.02.2010        | 2.00                         |
|                   |                              |                         | 15.03.2010        | 27,580.00                    |           | 23.03.2010        | 0.51                         |
|                   |                              |                         | 15.04.2010        | 26,117.50                    |           | 23.04.2010        | 1.00                         |
|                   |                              |                         | 14.05.2010        | 21,100.00                    |           | 23.05.2010        | 1,553.60                     |
|                   |                              |                         | 15.06.2010        | 26,519.77                    |           | 24.06.2010        | 2,833.13                     |
|                   |                              |                         | 15.07.2010        | 34,561.28                    |           | 28.07.2010        | 4,996.42                     |
|                   |                              |                         | 13.08.2010        | 50,016.55                    |           | 25.08.2010        | 2,179.71                     |
|                   |                              |                         | 07.09.2010        | 65,012.02                    |           | 23.09.2010        | 1.00                         |
|                   |                              |                         | 15.10.2010        | 72,530.43                    |           | 23.10.2010        | 5.00                         |
|                   |                              |                         | 15.11.2010        | 68,846.81                    |           | 23.11.2010        | 1.00                         |
|                   |                              |                         | 15.12.2010        | 59,992.50                    |           | 23.12.2010        | 1.00                         |
|                   |                              |                         | <b>total 2010</b> | <b>513,625.66</b>            |           | <b>total 2010</b> | <b>11,580.42</b>             |
|                   |                              |                         | <b>total cum.</b> | <b>513,625.66</b>            |           |                   | <b>17,682.48</b>             |
|                   |                              |                         | 07.01.2011        | 56,892.15                    |           |                   | 0.00                         |
|                   |                              |                         | 17.01.2011        | 354.65                       |           |                   | 0.00                         |
|                   |                              |                         | 15.02.2011        | 56,870.17                    |           | 23.02.2011        | 3.00                         |
|                   |                              |                         | 15.03.2011        | 54,904.44                    |           | 25.03.2011        | 2.35                         |
|                   |                              |                         | 15.04.2011        | 74,044.21                    |           | 23.04.2011        | 2.00                         |
|                   |                              |                         | 13.05.2011        | 57,878.55                    |           | 23.05.2011        | 2.00                         |
|                   |                              |                         | 15.06.2011        | 66,285.77                    |           | 23.06.2011        | 0.00                         |
|                   |                              |                         | 15.07.2011        | 61,669.09                    |           | 23.07.2011        | 1.00                         |
|                   |                              |                         | 16.08.2011        | 61,615.63                    |           | 23.08.2011        | 1.00                         |
|                   |                              |                         | 15.09.2011        | 60,335.11                    |           | 23.09.2011        | 1.00                         |
|                   |                              |                         | 15.10.2011        | 70,635.17                    |           | 23.10.2011        | 5.00                         |
|                   |                              |                         | 15.11.2011        | 72,914.34                    |           | 30.11.2011        | 3.00                         |
| 30.12.2011        | 91,118.63                    |                         | 15.12.2011        | 70,270.69                    |           | 29.12.2011        | 6.00                         |
| <b>total 2011</b> | <b>91,118.63</b>             |                         | <b>total 2011</b> | <b>764,669.97</b>            |           | <b>total 2011</b> | <b>26.35</b>                 |
| <b>total cum.</b> | <b>91,118.63</b>             |                         | <b>Total cum.</b> | <b>1,278,295.63</b>          |           | <b>Total cum.</b> | <b>17,708.83</b>             |
| 30.01.2011        | 91,118.63                    |                         | 30.01.2012        | 74,446.10                    |           | 24.01.2012        | 11.00                        |
| 29.02.2012        | 91,118.63                    |                         | 29.02.2012        | 68,679.30                    |           | 23.02.2012        | 8.00                         |
| 30.03.2012        | 91,118.63                    |                         | 30.03.2012        | 59,591.59                    |           | 23.03.2012        | 7.00                         |
| 30.04.2012        | 91,118.63                    |                         | 30.04.2012        | 58,044.49                    |           | 23.04.2012        | 8.00                         |
| 30.05.2012        | 91,118.63                    |                         | 30.05.2012        | 56,145.17                    |           | 30.05.2012        | 1,414.10                     |
| 30.06.2012        | 91,118.63                    |                         | 29.06.2012        | 58,872.78                    |           | 23.06.2012        | 9.00                         |
| 30.07.2012        | 91,118.63                    |                         | 30.07.2012        | 65,119.57                    |           | 25.07.2012        | 10.00                        |
| 30.08.2012        | 91,118.63                    |                         | 30.08.2012        | 66,351.79                    |           | 24.08.2012        | 1,086.04                     |
| 28.09.2012        | 91,118.63                    |                         | 20.09.2012        | 67,775.05                    |           | 20.09.2012        | 1,102.04                     |
| 30.10.2012        | 91,118.63                    |                         | 30.10.2012        | 70,437.35                    |           | 24.10.2012        | -1,077.40                    |
| 30.11.2012        | 91,118.63                    |                         | 29.11.2012        | 70,088.57                    |           | 23.11.2012        | 2,289.34                     |
| 30.12.2012        | 119,137.62                   |                         | 30.12.2012        | 77,027.28                    |           | 27.12.2012        | 6.01                         |
| <b>total 2012</b> | <b>1,121,442.55</b>          |                         |                   | <b>792,579.04</b>            |           |                   | <b>4,873.13</b>              |
| <b>total cum.</b> | <b>1,212,561.18</b>          |                         | <b>total cum.</b> | <b>2,070,874.67</b>          |           | <b>total cum.</b> | <b>22,581.96</b>             |
| 30.01.2013        | 119,137.62                   |                         | 30.01.2013        | 84,646.15                    |           | 24.01.2013        | 10.00                        |
| 28.02.2013        | 119,137.62                   |                         | 28.02.2013        | 81,170.24                    |           | 28.02.2013        | 5.00                         |
| 30.13.2013        | 119,137.62                   |                         | 29.03.2013        | 72,152.72                    |           | 25.03.2013        | 12.00                        |
| 30.04.2013        | 119,137.62                   |                         | 30.04.2013        | 76,223.65                    |           | 23.04.2013        | 16.00                        |
| 30.05.2013        | 119,137.62                   |                         | 30.05.2013        | 68,594.67                    |           | 23.05.2013        | 12.00                        |
| 30.06.2013        | 119,137.62                   |                         | 28.06.2013        | 62,112.03                    |           | 25.06.2013        | 28.00                        |
| 30.07.2013        | 119,137.62                   |                         | 30.07.2013        | 59,215.87                    |           | 23.07.2013        | 10.00                        |
| 31.08.2013        | 119,137.62                   |                         | 31.08.2013        | 64,247.93                    |           | 23.08.2013        | 23.00                        |
| 30.09.2013        | 119,137.62                   |                         | 30.09.2013        | 62,478.01                    |           | 23.09.2013        | 6.00                         |
| 30.10.2013        | 119,137.62                   |                         | 30.10.2013        | 54,034.67                    |           | 23.10.2013        | 12.00                        |
| 30.11.2013        | 119,137.62                   |                         | 30.11.2013        | 49,606.52                    |           | 23.11.2013        | 12.00                        |
| 31.12.2013        | 119,137.62                   |                         | 31.12.2013        | 41,871.64                    |           | 23.12.2013        | 21.01                        |
| <b>total 2013</b> | <b>1,429,651.44</b>          |                         |                   | <b>776,354.10</b>            |           |                   | <b>167.01</b>                |
| <b>total cum.</b> | <b>2,642,212.62</b>          |                         | <b>total cum.</b> | <b>2,847,228.77</b>          |           | <b>total cum.</b> | <b>22,748.97</b>             |

|                          |                     |  |            |                     |  |            |                  |
|--------------------------|---------------------|--|------------|---------------------|--|------------|------------------|
| 31.01.2014               | 119,137.62          |  | 31.01.2014 | 40,164.73           |  | 23.01.2014 | 19.00            |
| 28.02.2014               | 119,137.62          |  | 28.02.2014 | 39,169.80           |  | 28.02.2014 | 8.00             |
| 30.03.2014               | 119,137.61          |  | 28.03.2014 | 45,576.00           |  | 23.03.2014 | 15.00            |
| 30.04.2014               | 119,137.62          |  | 30.04.2014 | 47,241.90           |  | 23.04.2014 | 10.00            |
| 30.05.2014               | 119,137.62          |  | 30.05.2014 | 38,665.02           |  | 23.05.2014 | 10.00            |
| 30.06.2014               | 119,137.62          |  | 30.06.2014 | 46,557.99           |  | 23.06.2014 | 13.00            |
| 30.07.2014               | 119,137.62          |  | 31.07.2014 | 37,658.24           |  | 18.07.2014 | 16.00            |
| 30.08.2014               | 119,137.62          |  | 29.08.2014 | 37,172.72           |  | 23.08.2014 | 10.00            |
| 30.09.2014               | 119,137.62          |  | 30.09.2014 | 36,337.90           |  | 23.09.2014 | 11.00            |
| 30.10.2014               | 119,137.62          |  | 30.10.2014 | 35,007.93           |  | 23.10.2014 | 10.00            |
| 30.11.2014               | 119,137.62          |  | 28.11.2014 | 42,698.92           |  | 26.11.2004 | 29.00            |
| 30.12.2014               | 119,137.62          |  | 30.12.2014 | 30,445.85           |  | 29.12.2014 | 12.50            |
| <b>total 2014</b>        | <b>1,429,651.43</b> |  |            | <b>476,697.00</b>   |  |            | <b>163.50</b>    |
| <b>total cum.</b>        | <b>4,071,864.05</b> |  |            | <b>3,323,925.77</b> |  |            | <b>22,912.47</b> |
| 30.01.2015               | 119,137.62          |  | 30.01.2015 | 26,808.88           |  | 23.01.2015 | 13.00            |
| 28.02.2015               | 119,137.62          |  | 27.02.2015 | 26,663.89           |  | 23.02.2015 | 10.00            |
| 30.03.2015               | 119,137.62          |  | 30.03.2015 | 22,505.00           |  | 23.03.2015 | 10.00            |
| 30.04.2015               | 119,137.62          |  | 30.04.2015 | 24,999.70           |  | 23.04.2015 | 11.00            |
| 30.05.2015               | 119,137.62          |  | 29.05.2015 | 27,893.36           |  | 23.05.2015 | 11.00            |
| 30.06.2015               | 119,137.62          |  | 30.06.2015 | 28,630.22           |  | 23.06.2015 | 11.00            |
| 30.07.2015               | 119,137.62          |  | 30.07.2015 | 24,539.11           |  | 23.07.2015 | 10.00            |
| 31.08.2015               | 119,137.62          |  | 31.08.2015 | 25,252.71           |  | 31.08.2015 | 10.00            |
| 30.09.2015               | 119,137.62          |  | 30.09.2015 | 24,402.69           |  | 30.09.2015 | 10.00            |
| 30.10.2015               | 119,137.62          |  | 30.10.2015 | 25,401.40           |  | 30.10.2015 | 5.00             |
| 30.11.2015               | 119,137.62          |  | 30.11.2015 | 25,512.13           |  | 30.11.2015 | 10.00            |
| 31.12.2015               | 119,137.62          |  | 31.12.2015 | 21,633.57           |  | 31.12.2015 | 15.00            |
| <b>total 2015</b>        | <b>1,429,651.44</b> |  |            | <b>304,242.66</b>   |  |            | <b>126.00</b>    |
| <b>total cum.</b>        | <b>5,501,515.49</b> |  |            | <b>3,628,168.43</b> |  |            | <b>23,038.47</b> |
| 31.01.2016               | 119,137.62          |  | 31.01.2016 | 21,047.91           |  | 31.01.2016 | 7.00             |
| 29.02.2016               | 119,137.62          |  | 29.02.2016 | 20,175.46           |  | 29.02.2016 | 7.00             |
| 31.03.2016               | 119,137.62          |  | 31.03.2016 | 17,777.95           |  | 31.03.2016 | 10.00            |
| 30.04.2016               | 119,137.62          |  | 30.04.2016 | 18,624.25           |  | 30.04.2016 | 7.00             |
| 31.05.2016               | 119,137.62          |  | 31.05.2016 | 17,765.83           |  | 31.05.2016 | 7.00             |
| 30.06.2016               | 119,137.62          |  | 30.06.2016 | 18,103.66           |  | 30.06.2016 | 7.00             |
| 31.07.2016               | 119,137.62          |  | 31.07.2016 | 16,999.35           |  | 31.07.2016 | 7.00             |
| 31.08.2016               | 119,137.62          |  | 31.08.2016 | 17,428.34           |  | 31.08.2016 | 8.00             |
| 30.09.2016               | 119,137.62          |  | 30.09.2016 | 16,879.68           |  | 30.09.2016 | 9.00             |
| 31.10.2016               | 119,137.62          |  | 31.10.2016 | 15,784.14           |  | 31.10.2016 | 9.00             |
| 30.11.2016               | 119,137.62          |  | 30.11.2016 | 15,761.91           |  | 30.11.2016 | 12.00            |
| 30.12.2016               | 119,137.62          |  | 30.12.2016 | 15,267.62           |  | 30.12.2016 | 9.00             |
| <b>total 2016</b>        | <b>1,429,651.44</b> |  |            | <b>211,616.10</b>   |  |            | <b>99.00</b>     |
| <b>total cum.</b>        | <b>6,931,166.93</b> |  |            | <b>3,839,784.53</b> |  |            | <b>23,137.47</b> |
| 30.01.2017               | 119,137.62          |  | 30.01.2017 | 15,262.72           |  |            | 9.00             |
| <b>total 2017</b>        | <b>119,137.62</b>   |  |            | <b>15,262.72</b>    |  |            | <b>9.00</b>      |
| <b>total cum.</b>        | <b>7,050,304.55</b> |  |            | <b>3,855,047.25</b> |  |            | <b>23,146.47</b> |
| <b>Rest de restituit</b> | <b>4,050,678.73</b> |  |            |                     |  |            |                  |

18. Plati aflate la scadenta si neefectuate:

| Rate de capital |          | Dobanzi |             |          | Comisioane |             |          |
|-----------------|----------|---------|-------------|----------|------------|-------------|----------|
| Data scadentei  | Valoarea | Procent | Data platii | Valoarea | Procent    | Data platii | Valoarea |
|                 |          |         |             |          |            |             |          |
|                 |          |         |             |          |            |             |          |

19. Plati de arierate:


| Rate de capital |          | Dobanzi |      |          | Comisioane |             |          |
|-----------------|----------|---------|------|----------|------------|-------------|----------|
| Data            | Valoarea | Procent | Data | Valoarea | Procent    | Data platii | Valoarea |
|                 |          |         |      |          |            |             |          |
|                 |          |         |      |          |            |             |          |

20. Plăți aferente împrumutului garantat:

| Incasari comision la fondul |                                  | Plati efectuate de |                                  | Sume recuperate de la |                                  | Data la care s-au efectuat 3 plăți succesive de către unitatea administrativ-teritorială, în calitate de garant |
|-----------------------------|----------------------------------|--------------------|----------------------------------|-----------------------|----------------------------------|---|
| Data încasării              | Valoarea (in valuta de contract) | Data platii        | Valoarea (in valuta de contract) | Data platii           | Valoarea (in valuta de contract) |   |
| ...                         |                                  |                    |                                  |                       |                                  |   |
| ...                         |                                  |                    |                                  |                       |                                  |   |
| Total cumulat               |                                  | Total cumulat      |                                  | Total cumulat         |                                  | x   |

Data 01.02.2017

p. PRIMAR  
Viceprimar desemnat  
dr. ing. Marinel ROB



DIRECTOR ECONOMIC  
Carmen POP

INTOCMIT  
Mihaela Dunca

**SITUATIA**

**privind finantarea rambursabila contractata direct,fara garantia statului sau garantata de unitatea administrativ-teritoriala la data de 31.01.2017**

1. Nr.si data semnare contract/acord : RQ13075125635943/ 29.07.2013
2. Data intrare in vigoare :29.07.2013
3. Nr.si data semnare act(e) aditional(e) la contract/acord:
4. Nr.si data semnare contract/acord de garantare : 1089/29.07.2013, 2114/29.07.2013
5. Data intrare in vigoare : 29.07.2013
6. Nr. si data semnare act(e) aditional(e) la contract/acord: - Act ad. Nr.1/03.02.2015; Act ad. Nr.2/03.03.2015; Act ad.
7. Unitate administrativ-teritoriala imprumutat/garanta : MUNICIPIUL BAIA MARE
8. Adresa completa, telefon/fax, e-mail : Baia Mare, str. Gh. Sincai nr. 37, tel. 211001
9. Persoana imputernicita: ROB MARINEL – p. Primar Viceprimar desemnat si  
CARMEN POP director general economic
10. Garantat : MUNICIPIUL BAIA MARE
11. Finantator :....CEC Bank SA
12. Destinatie rambursabila : FINANTAREA INVESTITIILOR PUBLICE DE INTERES LOCAL
13. Valoarea finantare ( in valuta de contract )...96.400.000 LEI RON
14. Durata finantare ( in luni , de la-pana la ) : 29.07.2013 - 28.07.2028....., din care :  
perioada de gratie 24 luni 06.08.2013-06.08.2015  
perioada de rambursare 156 luni 28.08.2015 - 28.07.2028
15. Trageri/ utilizari din finantare:

| Tragere           |                                    | Plati catre contractori |                      |
|-------------------|------------------------------------|-------------------------|----------------------|
| Data tragerii     | Suma trasa (in valuta de contract) | Data platii             | Suma platita (lei)   |
| 06.08.2013        | 1,847,242.17                       | 07.08.2013              | 1,847,242.17         |
| 23.08.2013        | 823,317.12                         | 26.08.2013              | 823,317.12           |
| 07.10.2013        | 3,089,755.69                       | 08.10.2013              | 3,089,755.69         |
| 05.11.2013        | 2,399,234.10                       | 06.11.2013              | 2,399,234.10         |
| 13.11.2013        | 6,669,221.39                       | 14.11.2013              | 6,669,221.39         |
| 05.12.2013        | 465,881.45                         | 06.12.2013              | 465,881.45           |
| 12.12.2013        | 2,024,043.95                       | 12.12.2013              | 2,024,043.95         |
| <b>Total 2013</b> | <b>17,318,695.87</b>               |                         | <b>17,318,695.87</b> |
| 20.01.2014        | 1,187,441.24                       | 21.01.2014              | 1,187,441.24         |
| 13.02.2014        | 254,783.03                         | 14.02.2014              | 254,783.03           |
| 20.02.2014        | 862,417.80                         | 21.02.2014              | 862,417.80           |
| 20.03.2014        | 2,859,363.16                       | 20.03.2014              | 2,859,363.16         |
| 18.04.2014        | 1,389,317.87                       | 18.04.2014              | 1,389,317.87         |
| 19.05.2014        | 905,130.64                         | 20.05.2014              | 905,130.64           |
| 23.05.2014        | 282,479.82                         | 26.05.2014              | 282,479.82           |
| 27.05.2014        | 2,739,598.38                       | 28.05.2014              | 2,739,598.38         |
| 23.06.2014        | 601,793.67                         | 24.06.2014              | 601,793.67           |
| 25.06.2014        | 521,291.98                         | 26.06.2014              | 521,291.98           |
| 10.07.2014        | 276,278.38                         | 11.07.2014              | 276,278.38           |
| 22.07.2014        | 1,431,254.51                       | 23.07.2014              | 1,431,254.51         |
| 21.08.2014        | 749,398.18                         | 22.08.2014              | 749,398.18           |
| 26.08.2014        | 409,102.21                         | 27.08.2014              | 409,102.21           |
| 04.09.2014        | 1,372,138.81                       | 05.09.2014              | 1,372,138.81         |
| 11.09.2014        | 4,025,983.17                       | 12.09.2014              | 4,025,983.17         |
| 02.10.2014        | 660,138.66                         | 03.10.2014              | 660,138.66           |
| 13.10.2014        | 483,826.50                         | 14.10.2014              | 483,826.50           |
| 27.10.2014        | 751,173.05                         | 28.10.2014              | 751,173.05           |
| 14.11.2014        | 904,623.49                         | 17.11.2014              | 904,623.49           |
| 25.11.2014        | 283,707.18                         | 26.11.2014              | 283,707.18           |
| 12.12.2014        | 1,607,440.27                       | 12.12.2014              | 1,607,440.27         |
| <b>Total 2014</b> | <b>24,558,682.00</b>               |                         | <b>24,558,682.00</b> |
| <b>Cumulat</b>    | <b>41,877,377.87</b>               |                         | <b>41,877,377.87</b> |

|                   |                      |            |                      |
|-------------------|----------------------|------------|----------------------|
| 12.01.2015        | 1,225,133.71         | 12.01.2015 | 1,225,133.71         |
| 14.01.2015        | 2,701,899.75         | 15.01.2015 | 2,701,899.75         |
| 02.02.2015        | 955,413.35           | 03.02.2015 | 955,413.35           |
| 16.03.2015        | 985,411.42           | 17.03.2015 | 985,411.42           |
| 14.04.2015        | 681,588.80           | 15.04.2015 | 681,588.80           |
| 05.05.2015        | 983,186.05           | 06.05.2015 | 983,186.05           |
| 04.06.2015        | 1,064,490.62         | 05.06.2015 | 1,064,490.62         |
| 12.06.2015        | 376,247.22           | 15.06.2015 | 376,247.22           |
| 16.07.2015        | 1,306,051.54         | 13.07.2015 | 1,306,051.54         |
| 15.07.2015        | 1,004,162.44         | 16.07.2015 | 1,004,162.44         |
| 16.07.2015        | 549,810.11           | 21.07.2015 | 549,810.11           |
| 18.08.2015        | 2,044,918.65         | 19.08.2015 | 2,044,918.65         |
| 27.08.2015        | 298,545.57           | 28.08.2015 | 298,545.57           |
| 29.09.2015        | 2,709,399.21         | 30.09.2015 | 2,709,399.21         |
| 12.10.2015        | 162,291.47           | 13.10.2015 | 162,291.47           |
| 21.10.2015        | 2,229,744.26         | 22.10.2015 | 2,229,744.26         |
| 23.10.2015        | 1,013,589.72         | 26.10.2015 | 1,013,589.72         |
| 11.05.2015        | 268,034.56           | 06.11.2015 | 268,034.56           |
| 13.11.2015        | 198,932.62           | 16.11.2015 | 198,932.62           |
| 17.11.2015        | 3,060,408.37         | 18.11.2015 | 3,060,408.37         |
| 25.11.2015        | 1,284,314.58         | 26.11.2015 | 1,284,314.58         |
| 25.11.2015        | 1,721,814.65         | 26.11.2015 | 1,721,814.65         |
| 04.12.2015        | 112,104.95           | 07.12.2015 | 112,104.95           |
| 11.12.2015        | 763,892.89           | 14.12.2015 | 763,892.89           |
| 16.12.2015        | 4,240,621.99         | 17.12.2015 | 4,240,621.99         |
| 18.12.2015        | 2,263,556.70         | 21.12.2015 | 2,263,556.70         |
| 23.12.2015        | 5,418,353.30         | 24.12.2015 | 5,418,353.30         |
| <b>total 2015</b> | <b>39,623,918.50</b> |            | <b>39,623,918.50</b> |
| 05.04.2016        | 821,191.81           | 06.04.2016 | 821,191.81           |
| 12.05.2016        | 804,702.13           | 13.05.2016 | 804,702.13           |
| 24.06.2016        | 105,119.14           | 27.06.2016 | 105,119.14           |
| 19.07.2016        | 643,480.23           | 19.07.2016 | 643,480.23           |
| 08.08.2016        | 463,136.15           | 08.08.2016 | 463,136.15           |
| 18.10.2016        | 591,566.48           | 18.10.2016 | 591,566.48           |
| 21.10.2016        | 436,606.18           | 21.10.2016 | 436,606.18           |
| 01.11.2016        | 912,507.61           | 01.11.2016 | 912,507.61           |
| 18.11.2016        | 47,573.00            | 18.11.2016 | 47,573.00            |
| 22.11.2016        | 150,319.27           | 22.11.2016 | 150,319.27           |
| 28.11.2016        | 947,524.53           | 28.11.2016 | 947,524.53           |
| 05.12.2016        | 1,632,523.75         | 05.12.2016 | 1,632,523.75         |
| 20.12.2016        | 156,810.11           | 20.12.2016 | 156,810.11           |
| 28.12.2016        | 2,981,867.25         | 28.12.2016 | 2,981,867.25         |
| <b>CUMULAT</b>    | <b>92,196,224.01</b> |            | <b>92,196,224.01</b> |

16. Estimari trageri/utilizari din finantare:

| Perioada     | Estimare suma trasa (in valuta de contract) | Estimare suma platita (lei) |
|--------------|---|-----------------------------|
| TR. I 2016   |   |                             |
| TR. II 2016  | 1,731,013.08                                |                             |
| TR. III 2016 | 1,106,616.38                                |                             |
| TR. IV 2016  | 8,061,074.17                                |                             |
| <b>Total</b> | <b>10,898,703.63</b>                        |                             |

2017 **4,203,775.99**

17. Plati efectuate la scadenta (cumulat):

| Rate de capital |         |         | Dobanzi |          |         | Comisioane |          |
|-----------------|---------|---------|---------|----------|---------|------------|----------|
| Data            | Valoare | Procent | Data    | Valoarea | Procent | Data       | Valoarea |
|                 |         |         |         |          |         | 25.07.2013 | 1.50     |
|                 |         |         |         |          |         | 29.07.2013 | 53.00    |
|                 |         |         |         |          |         | 31.07.2013 | 9.00     |
|                 |         |         |         |          |         | 06.08.2013 | 15.00    |



## 19. Plati de arierate:

| Data scadentei | Rate de capital |         | Dobanzi     |          |         | Comisioane  |          |
|----------------|-----------------|---------|-------------|----------|---------|-------------|----------|
|                | Valoarea        | Procent | Data platii | Valoarea | Procent | Data platii | Valoarea |
|                |                 |         |             |          |         |             |          |
|                |                 |         |             |          |         |             |          |

## 20. Plati aferente imprumutului garantat

| Incasări comision la fondul de risc constituit |                                 | Plăți efectuate de unitatea administrativ- |                                 | Sume recuperate de la beneficiarul de |                                 |
|--|---------------------------------|--|---------------------------------|---------------------------------------|---------------------------------|
| Data încasării                                 | Valoare (în valuta de contract) | Data plății                                | Valoare (în valuta de contract) | Data plății                           | Valoare (în valuta de contract) |
| ...  | ...                             | ...  | ...                             | ...                                   | ...                             |
| ...  | ...                             | ...  | ...                             | ...                                   | ...                             |
| Total cumulat                                  | ...                             | Total cumulat                              | ...                             | Total cumulat                         | ...                             |

Data 01.02.2017

P. PRIMAR  
Viceprimar desemnat  
Marinel ROB



DIRECTOR ECONOMIC  
Carmen POP

Întocmit  
Dunca Mihaela

**SITUATIA**

**privind finantarea rambursabila contractata direct, fara garantia statului, sau  
garantata de unitatea administrativ-teritoriala  
la 31.01.2017**

1. Nr. si data semnare contract/acord: 333/25.07.2007
2. Data intrare in vigoare: 25.07.2007
3. Nr. si data semnare act(e) aditional(e) la contract/acord: -
4. Nr. si data semnare contract/acord de garantare: 333/25.07.2007
5. Data intrare in vigoare: 25.07.2007
6. Nr. si data semnare act(e) aditional(e) la contract/acord: -
7. Unitatea administrativ-teritoriala imprumutata/garanta: Municipiul Baia Mare
8. Adresa completa, telefon/fax, e-mail: Baia Mare, str. Gheorghe Sincai nr. 37, tel 0262-213824, fax 0262-213261, 0262-212332
9. Persoana imputernicită: Rob Marinel – p. Primar Viceprimar desemnat  
CARMEN POP director general economic
10. Garantat: SC VITAL SA Baia Mare
11. Finantator: BEI (Banca Europeana de Investitii)
12. Destinatia finantare rambursabila: Reabilitarea si modernizarea serviciilor de apa si canalizare in municipiul Baia Mare - Masura ISPA 2004/RO/16/P/PE/004
13. Valoare finantare (in valuta de contract): 11.948.700 euro
- 14 Valoare credit consumat 11.519.142,87 euro
14. Durata finantare : 285 luni, de la 25.07.2007 pana la 5.05.2031  
- perioada de gratie: 63 luni, de la 25.07.2007 pana la 4.11.2012  
- perioada de rambursare : 222 luni, de la 5.11.2012 pana la 5.05.2031
15. Trageri/Utilizari din finantare:

| Tragere       |                | Plati catre contractori |              |
|---------------|----------------|-------------------------|--------------|
| Data tragerii | Suma trasa (in | Data platii             | Suma platita |
| 14.08.2008    | 2,493,764.79   | 14.08.2008              | 483,185.33   |
|               |                | 25.08.2008              | 619,859.50   |
|               |                | 27.10.2008              | 786,931.37   |
|               |                | 04.12.2008              | 657,995.44   |
|               |                | 04.12.2008              | 866,914.02   |
|               |                | 27.01.2009              | 764,875.98   |
|               |                | 04.02.2009              | 1,184,511.25 |
|               |                | 17.02.2009              | 1,321,449.42 |
|               |                | 17.02.2009              | 1,726,224.76 |
|               |                | 05.03.2009              | 673,531.55   |
|               |                | 03.04.2009              | 679,029.18   |
|               |                | 19.05.2009              | 328,301.93   |
|               |                | 02.06.2009              | 885,999.89   |
|               |                | 09.07.2009              | 642,550.37   |
|               |                | 27.08.2009              | 4,249,620.34 |
|               |                | 08.09.2009              | 1,766,103.55 |
|               |                | 05.10.2009              | 1,761,929.10 |



|            |              |            |              |
|------------|--------------|------------|--------------|
| 19.08.2009 | 6,106,224.02 | 16.10.2009 | 1,269,786.03 |
|            |              | 26.11.2009 | 1,198,027.29 |
|            |              | 15.12.2009 | 1,831,596.34 |
|            |              | 08.01.2010 | 1,760,170.19 |
|            |              | 01.03.2010 | 2,457,625.63 |
|            |              | 30.03.2010 | 2,845,706.68 |
|            |              | 06.04.2010 | 899,964.10   |
|            |              | 16.06.2010 | 4,068,569.44 |
| 29.09.2010 | 3,348,711.19 | 16.07.2010 | 740,909.43   |
|            |              | 01.09.2010 | 864,904.99   |
|            |              | 22.09.2010 | 2,338,146.90 |

|               |               |               |               |
|---------------|---------------|---------------|---------------|
|               |               | 08.10.2010    | 1,227,073.08  |
|               |               | 23.11.2010    | 1,443,505.55  |
|               |               | 10.12.2010    | 4,257,262.09  |
|               |               | 21.11.2011    | 1,656,414.39  |
| Total cumulat | 11,948,700.00 | Total cumulat | 48,258,675.11 |

Nota: Datele sint conforme cu inregistrarile contabile, cu controalele efectuate si raportarile catre Comisia Europeana.

16. Estimari trageri/utilizari din finantare:

| Perioada | Estimare suma | Estimare suma platita |
|----------|---------------|-----------------------|
| -        | -             | -                     |
| Total    | -             | -                     |

17. Plati efectuate la scadenta:

| Rate de capital |  |                         | Dobanzi       |  |           | Comisioane    |  |           |
|-----------------|--|-------------------------|---------------|--|-----------|---------------|--|-----------|
| Data scadentei  | Valoare (in valuta de contract - euro) | % din valoare finantare | Data platii   | Valoare (in valuta de contract - euro) | % aplicat | Data platii   | Valoare (in valuta de contract - euro) | % aplicat |
|                 |  |                         | 05.11.2008    | 30,982.60                              | 3.068%    |               |  |           |
|                 |  |                         | 04.05.2009    | 61,284.27                              | 3.068%    |               |  |           |
|                 |  |                         | 05.11.2009    | 129,123.86                             | 3.068%    |               |  |           |
|                 |  |                         | 05.05.2010    | 196,109.70                             | 3.068%    |               |  |           |
|                 |  |                         | 05.11.2010    | 209,237.39                             | 3.068%    |               |  |           |
|                 |  |                         | 05.05.2011    | 247,478.93                             | 3.068%    |               |  |           |
|                 |  |                         | 04.11.2011    | 247,478.93                             | 3.068%    |               |  |           |
|                 |  |                         | 04.05.2012    | 247,478.93                             | 3.068%    |               |  |           |
| 05.11.2012      | 314,439.48                             | 2.63%                   | 05.11.2012    | 247,478.93                             | 3.068%    |               |  |           |
| 30.04.2013      | 314,439.48                             | 2.63%                   | 30.04.2013    | 240,966.33                             | 3.068%    |               |  |           |
| 05.11.2013      | 314,439.48                             | 2.63%                   | 05.11.2013    | 234,453.71                             | 3.068%    |               |  |           |
| 30.04.2014      | 314,439.48                             | 2.63%                   | 30.04.2014    | 227,941.11                             | 3.068%    |               |  |           |
| 05.11.2014      | 314,439.48                             | 2.63%                   | 05.11.2014    | 221,428.51                             | 3.068%    |               |  |           |
| 30.04.2015      | 314,439.48                             | 2.63%                   | 30.04.2015    | 214,915.91                             | 3.068%    |               |  |           |
| 05.11.2015      | 314,439.48                             | 2.63%                   | 02.11.2015    | 208,403.31                             | 3.068%    |               |  |           |
| 03.05.2016      | 314,439.48                             | 2.63%                   | 03.05.2016    | 227,707.22                             | 3.068%    |               |  |           |
| 05.11.2016      | 314,439.48                             | 2.63%                   | 03.11.2016    | 195,378.09                             | 3.068%    |               |  |           |
| Total cumulat   | 2,829,955.32                           | -                       | Total cumulat | 3,387,847.73                           | -         | Total cumulat | -                                      | -         |

18. Plati aflate la scadenta si neefectuate:

| Rate de capital |  |                         | Dobanzi       |  |           | Comisioane    |  |           |
|-----------------|--|-------------------------|---------------|--|-----------|---------------|--|-----------|
| Data scadentei  | Valoare (in valuta de contract - euro) | % din valoare finantare | Data platii   | Valoare (in valuta de contract - euro) | % aplicat | Data platii   | Valoare (in valuta de contract - euro) | % aplicat |
| -               | -                                      | -                       | -             | -                                      | -         | -             | -                                      | -         |
| -               | -                                      | -                       | -             | -                                      | -         | -             | -                                      | -         |
| Total cumulat   | -                                      | -                       | Total cumulat | -                                      | -         | Total cumulat | -                                      | -         |

19. Plati de arierate:


| Rate de capital |  |                         | Dobanzi       |   |           | Comisioane    |  |           |
|-----------------|--|-------------------------|---------------|---|-----------|---------------|--|-----------|
| Data scadentei  | Valoare (in valuta de contract - euro) | % din valoare finantare | Data platii   | + | % aplicat | Data platii   | Valoare (in valuta de contract - euro) | % aplicat |
| -               | -                                      | -                       | -             | - | -         | -             | -                                      | -         |
| -               | -                                      | -                       | -             | - | -         | -             | -                                      | -         |
| Total cumulat   | -                                      | -                       | Total cumulat | - | -         | Total cumulat | -                                      | -         |

20. Plăți aferente împrumutului garantat:

| Încasări comision la fondul de risc |                                 | Plăți efectuate de unitatea |                                 | Sume recuperate de |                                 | Data la care s-au efectuat 3 plăți succesiv |
|-------------------------------------|---------------------------------|-----------------------------|---------------------------------|--------------------|---------------------------------|---|
| Data încasării                      | Valoare (în valuta de contract) | Data plății                 | Valoare (în valuta de contract) | Data plății        | Valoare (în valuta de contract) |   |
| ...                                 | ...                             | ...                         | ...                             | ...                | ...                             | ...   |
| ...                                 | ...                             | ...                         | ...                             | ...                | ...                             | ...   |
| ...                                 | ...                             | ...                         | ...                             | ...                | ...                             | ...   |
| Total cumulat                       | ...                             | Total cumulat               | ...                             | Total cumulat      | ...                             | x   |

Data 01.02.2017

p. PRIMAR  
Viceprimar desemnat  
dr. ing. Marnel Rob



DIRECTOR ECONOMIC  
Carmen POP

Intocmit  
Mihaela Dunca